

iHILIC®-Fusion by HILICON

Website: www.hilicon.com

20%引きキャンペーンセール

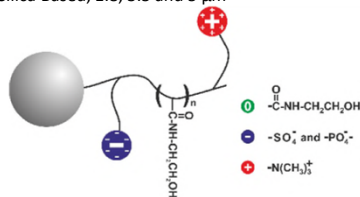
期間: 2017年9月1日~2018年2月28日

iHILIC®-Fusion

advances HILIC separations in HPLC and UHPLC

Available in both PEEK and Stainless Steel

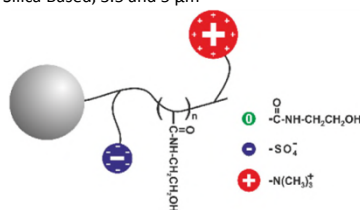
Silica Based, 1.8, 3.5 and 5 μm



iHILIC®-Fusion

Available in both PEEK and Stainless Steel

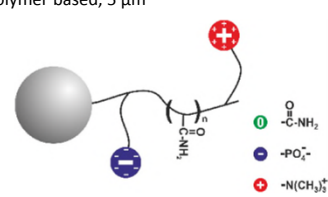
Silica Based, 3.5 and 5 μm



iHILIC®-Fusion(+)

Available in PEEK

Polymer based, 5 μm



iHILIC®-Fusion(P)



- Charge modulated amide HILIC columns
- Complementary selectivities for polar/hydrophilic analytes
- Excellent durability and ultra-low bleeding for LC-MS
- Silica iHILIC®-Fusion and iHILIC®-Fusion(+) using pH 2-8
- Polymeric iHILIC-Fusion(P) using pH 1-10
- Available in 1.8, 3.5, 5 μm and 1, 2.1, 3, and 4.6 mm i.d.
- Also available in SPE cartridges (50 μm particle)

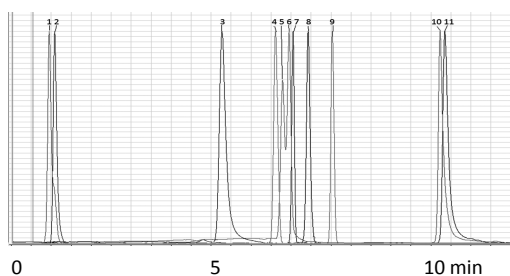


Figure 1: HILIC-MS chromatographic separation of standards:

1) Misoprostol, 2) Caffeine, 3) Adenine, 4) Phenylalanine, 5) Leucine, 6) Isoleucine, 7) Serine, 8) Tyrosine, 9) Folic acid, 10) Lysine, 11) Ornithine.

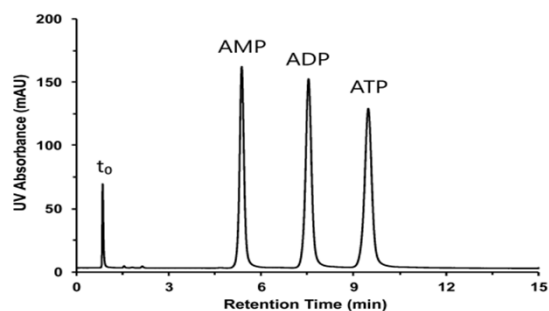


Figure 2: Separation of nucleotides

iHILIC-Fusion カラムを用いた論文

“Tailored LC-MS analysis improves the coverage of the intracellular metabolome of HepaRG cells”

Matthias Cuykx*, Noelia Negreira, Charlie Beirnaert, Nele Van den Eede, Robim Rodrigues, Tamara Vanhaeck, Kris Laukens, Adrian Covacia, J. Chromatogr A (2017) in press.

“Breast Cancer-Derived Lung Metastases Show Increased Pyruvate Carboxylase-Dependent Anaplerosis”

Stefan Christen, Doriane Lorendeau, Roberta Schmieder, Thomas Georg Philipp Gr€unewald, Katrien De Bock, Sarah-Maria Fendt, Cell Reports 17, (2016) 837-848.

“Metabolic chemical reporters of glycans exhibit cell-type selective metabolism and glycoprotein labeling”

Anna R Batt, Balyn W Zaro, Marisol X Navarro, and Matthew Robert Pratt, ChemBioChem 10.1002/cbic.201700020.

“HILIC-UHPLC-MS as a Tool for Metabolomics Study”

Matthias Cuykx, Wen Jiang, Adrian Covaci, Sep 01, 2016 The Application Notebook, pg 537.

“Analysis of Artificial Sweeteners by HILIC-MS Method”

Jonas Henschel, Alexander Schriewer, Heiko Hayen, Wen Jiang, Jul 01, 2016 The Application Notebook issue 4, pg 401.

“Direct Analysis of Amino Acids by HILIC-ESI-MS”

Alexander Schriewer, Katharina Johanna Heilen, Heiko Hayen1, and Wen Jiang, July 2017 The Application Book, pg 2.

【 iHILIC-Fusion カラムおよびSPEカートリッジの価格表 】

| P/N | iHILIC®-Fusion UHPLC Column, PEEK | 価格 |
|-------------|--|----------|
| 110.052.011 | iHILIC®-Fusion HILIC Column, SS, 50x2.1 mm, 1.8 μm, | ¥116,000 |
| 110.102.011 | iHILIC®-Fusion HILIC Column, SS, 100x2.1 mm, 1.8 μm, | ¥125,000 |
| 110.152.011 | iHILIC®-Fusion HILIC Column, SS, 150x2.1 mm, 1.8 μm, | ¥137,000 |
| 110.053.011 | iHILIC®-Fusion HILIC Column, SS, 50x3.0 mm, 1.8 μm, | ¥120,000 |
| 110.103.011 | iHILIC®-Fusion HILIC Column, SS, 100x3.0 mm, 1.8 μm, | ¥130,000 |
| 110.153.011 | iHILIC®-Fusion HILIC Column, SS, 150x3.0 mm, 1.8 μm, | ¥144,000 |

| P/N | iHILIC®-Fusion UHPLC Column, PEEK | 価格 |
|------------|---|----------|
| 110.022.03 | iHILIC®-Fusion HILIC Column, PEEK, 20x2.1 mm, 3.5μm, | ¥87,000 |
| 110.052.03 | iHILIC®-Fusion HILIC Column, PEEK, 50x2.1 mm, 3.5μm, | ¥97,000 |
| 110.102.03 | iHILIC®-Fusion HILIC Column, PEEK, 100x2.1 mm, 3.5μm, | ¥104,000 |
| 110.152.03 | iHILIC®-Fusion HILIC Column, PEEK, 150x2.1 mm, 3.5μm, | ¥120,000 |
| 110.054.03 | iHILIC®-Fusion HILIC Column, PEEK, 50x4.6 mm, 3.5μm, | ¥99,000 |
| 110.104.03 | iHILIC®-Fusion HILIC Column, PEEK, 100x4.6 mm, 3.5μm, | ¥116,000 |
| 110.154.03 | iHILIC®-Fusion HILIC Column, PEEK, 150x4.6 mm, 3.5μm, | ¥132,000 |
| 110.022.05 | iHILIC®-Fusion HILIC Column, PEEK, 20x2.1 mm, 5μm, | ¥85,000 |
| 110.052.05 | iHILIC®-Fusion HILIC Column, PEEK, 50x2.1 mm, 5μm, | ¥92,000 |
| 110.102.05 | iHILIC®-Fusion HILIC Column, PEEK, 100x2.1 mm, 5μm, | ¥99,000 |
| 110.152.05 | iHILIC®-Fusion HILIC Column, PEEK, 150x2.1 mm, 5μm, | ¥113,000 |
| 110.252.05 | iHILIC®-Fusion HILIC Column, PEEK, 250x2.1 mm, 5μm, | ¥137,000 |
| 110.054.05 | iHILIC®-Fusion HILIC Column, PEEK, 50x4.6 mm, 5μm, | ¥94,000 |
| 110.104.05 | iHILIC®-Fusion HILIC Column, PEEK, 100x4.6 mm, 5μm, | ¥111,000 |
| 110.154.05 | iHILIC®-Fusion HILIC Column, PEEK, 150x4.6 mm, 5μm, | ¥125,000 |
| 110.254.05 | iHILIC®-Fusion HILIC Column, PEEK, 250x4.6 mm, 5μm, | ¥153,000 |
| 111.322.05 | iHILIC®-Fusion Guard Column, PEEK, 20x2.1mm, 5μm, | ¥97,000 |

| P/N | iSPE®-HILIC SPE Cartridge for HILIC | Units/B | 価格 |
|----------|---|---------|---------|
| 200-001- | iSPE-HILIC SPE Cartridge, 1 mL, 25 mg, 50 μm | 100 | ¥59,000 |
| 200-001- | iSPE-HILIC SPE Cartridge, 1 mL, 50 mg, 50 μm | 100 | ¥61,000 |
| 200-001- | iSPE-HILIC SPE Cartridge, 1 mL, 100 mg, 50 μm | 100 | ¥75,000 |
| 200-003- | iSPE-HILIC SPE Cartridge, 3 mL, 100 mg, 50 μm | 50 | ¥49,000 |
| 200-003- | iSPE-HILIC SPE Cartridge, 3 mL, 200 mg, 50 μm | 50 | ¥56,000 |
| 200-003- | iSPE-HILIC SPE Cartridge, 3 mL, 500 mg, 50 μm | 50 | ¥85,000 |
| 200-006- | iSPE-HILIC SPE Cartridge, 6 mL, 500 mg, 50 μm | 25 | ¥59,000 |
| 200-006- | iSPE-HILIC SPE Cartridge, 6 mL, 1 g, 50 μm | 25 | ¥85,000 |

※上記価格には消費税は含まれておりません。

キャンペーン価格は通常価格
の20%引きになります！

| P/N | iHILIC®-Fusion(+) HPLC Column, PEEK | 価格 |
|-------------|---|----------|
| 100.022.031 | iHILIC®-Fusion(+) HILIC Column, PEEK, 20x2.1 mm, 3.5μm, | ¥87,000 |
| 100.052.031 | iHILIC®-Fusion(+) HILIC Column, PEEK, 50x2.1 mm, 3.5μm, | ¥97,000 |
| 100.102.031 | iHILIC®-Fusion(+) HILIC Column, PEEK, 100x2.1 mm, | ¥104,000 |
| 100.152.031 | iHILIC®-Fusion(+) HILIC Column, PEEK, 150x2.1 mm, | ¥120,000 |
| 100.054.031 | iHILIC®-Fusion(+) HILIC Column, PEEK, 50x4.6 mm, 3.5μm, | ¥99,000 |
| 100.104.031 | iHILIC®-Fusion(+) HILIC Column, PEEK, 100x4.6 mm, | ¥116,000 |
| 100.154.031 | iHILIC®-Fusion(+) HILIC Column, PEEK, 150x4.6 mm, | ¥132,000 |
| 100.022.051 | iHILIC®-Fusion(+) HILIC Column, PEEK, 20x2.1 mm, 5μm, | ¥85,000 |
| 100.052.051 | iHILIC®-Fusion(+) HILIC Column, PEEK, 50x2.1 mm, 5μm, | ¥92,000 |
| 100.102.051 | iHILIC®-Fusion(+) HILIC Column, PEEK, 100x2.1 mm, 5μm, | ¥99,000 |
| 100.152.051 | iHILIC®-Fusion(+) HILIC Column, PEEK, 150x2.1 mm, 5μm, | ¥113,000 |
| 100.252.051 | iHILIC®-Fusion(+) HILIC Column, PEEK, 250x2.1 mm, 5μm, | ¥137,000 |
| 100.054.051 | iHILIC®-Fusion(+) HILIC Column, PEEK, 50x4.6 mm, 5μm, | ¥94,000 |
| 100.104.051 | iHILIC®-Fusion(+) HILIC Column, PEEK, 100x4.6 mm, 5μm, | ¥111,000 |
| 100.154.051 | iHILIC®-Fusion(+) HILIC Column, PEEK, 150x4.6 mm, 5μm, | ¥125,000 |
| 100.254.051 | iHILIC®-Fusion(+) HILIC Column, PEEK, 250x4.6 mm, 5μm, | ¥153,000 |
| 101.322.051 | iHILIC®-Fusion(+) Guard Column, PEEK, 20x2.1mm, 5μm, | ¥97,000 |

| P/N | iHILIC®-Fusion(P) HPLC Column, PEEK | 価格 |
|------------|--|----------|
| 130.052.05 | iHILIC®-Fusion(P) HILIC Column, PEEK, 50x2.1 mm, 5μm, | ¥116,000 |
| 130.102.05 | iHILIC®-Fusion(P) HILIC Column, PEEK, 100x2.1 mm, 5μm, | ¥127,000 |
| 130.152.05 | iHILIC®-Fusion(P) HILIC Column, PEEK, 150x2.1 mm, 5μm, | ¥139,000 |
| 130.054.05 | iHILIC®-Fusion(P) HILIC Column, PEEK, 50x4.6 mm, 5μm, | ¥125,000 |
| 130.104.05 | iHILIC®-Fusion(P) HILIC Column, PEEK, 150x4.6 mm, 5μm, | ¥142,000 |
| 130.154.05 | iHILIC®-Fusion(P) HILIC Column, PEEK, 150x4.6 mm, 5μm, | ¥158,000 |
| 131.122.05 | iHILIC®-Fusion(P) HILIC Column, PEEK, 20x2.1 mm, 5μm, | ¥49,000 |
| 131.322.05 | iHILIC®-Fusion(P) HILIC Column, PEEK, 20x2.1 mm, 5μm, | ¥127,000 |

輸入元

株式会社バイオニック

417-0801 富士市大淵3397-19

TEL: 0545-38-9125 FAX: 0545-38-9126

Email: info@bionikinc.com URL: http://www.bionikinc.com

販売元

株式会社クロマニックテクノロジーズ

552-0001 大阪府大阪市港区波除6-3-1

TEL: 06-6581-0885 FAX: 06-6581-0890

E-mail: info@chromanik.co.jp URL: http://chromanik.co.jp

1708